

# City of Hanahan FY 11-12 Budget



CITY OF HANAHAN  
 BUDGET COMPARISONS  
 GENERAL FUND REVENUES AND EXPENDITURES  
 PROJECTIONS FOR FY 10-11

	BUDGET FY 10-11	As Of 5/9/2011	Projection FY 10-11	Difference	
<b>GENERAL FUND:</b>					
<b>Revenues:</b>					
Sub-total	\$7,407,628	\$5,077,200	\$7,412,845	\$5,217	Projected \$5,217 over budgeted revenue.
Fund Balance	575,552	0	-2,824	(\$578,376)	\$575,552 is budgeted in Fund Balance and projected use of fund balance is
Appropriation					
<b>TOTAL REVENUES</b>	<b>\$7,983,180</b>	<b>\$5,077,200</b>			<b>\$0 (\$2,824 savings between budgeted/ projected expenses vs revenue).</b>
<b>Budgeted</b>					
<b>Expenditures:</b>					
Administration	\$493,164	\$405,232	480,123		Administration 13,041
Municipal Court	163,257	135,462	162,479		Municipal Court 778
Non-Departmental	846,954	494,261	679,794		Non-Departmental 167,160
Public Works	879,171	640,372	847,005		Public Works 32,166
<b>Police:</b>					
Victim's Advocate	53,909	40,077	51,459		Police 62,107
Administration	545,882	415,395	527,132		Victim's Advocate 2,450
Patrol	1,413,631	1,034,110	1,388,359		Administration 18,750
Records	365,864	292,926	358,193		Patrol 25,272
Investigations	195,475	137,802	188,775		Records 7,671
Animal Control	54,580	41,349	53,316		Investigations 6,700
Building and Codes	279,115	212,141	259,276		Animal Control 1,264
<b>Fire:</b>					
Administration	101,941	80,706	99,941		Building and Codes 19,839
Suppression	1,430,246	1,041,570	1,295,764		Fire 242,189
EMS	282,550	155,279	176,843		Administration 2,000
<b>Recreation:</b>					
Administration	222,804	167,791	210,684		Suppression 134,482
Maintenance	381,857	292,829	361,916		EMS 105,707
Athletics	222,495	158,211	220,877		Recreation 35,879
Seniors	50,285	36,056	48,085		Administration 12,120
					Maintenance 19,941
					Athletics 1,618
					Seniors 2,200
<b>TOTAL EXPENDITURES</b>	<b>\$7,983,180</b>	<b>\$5,781,569</b>	<b>7,410,021.00</b>	<b>(573,159)</b>	<b>Projected Expense Savings to Budget</b>

CITY OF HANAHAN  
BUDGET FY 11-12  
GENERAL FUND REVENUES AND EXPENDITURES

	BUDGET FY 10-11	As Of 5/9/2011	CA'S	CA'S	COUNCILS PROPOSED BUDGET
			BUDGET	PROPOSED	
			REQUESTS	INCREASES	
GENERAL FUND:				(DECREASES)	Notes
Revenues:					
Sub-total	\$7,407,628	\$5,077,200	\$7,883,953	\$476,325	\$410,000- assessments
Fund Balance	575,552	0	620,131	\$44,579	
Appropriation					
TOTAL REVENUES	\$7,983,180	\$5,077,200	\$8,504,084		\$0

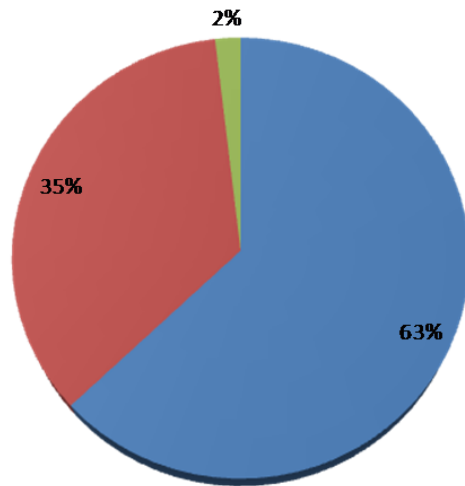
	BUDGET FY 10-11	As Of 5/9/2011	CA'S	CA'S	COUNCILS PROPOSED BUDGET
			BUDGET	PROPOSED	
			REQUESTS	INCREASES	
Expenditures:				(DECREASES)	
Administration	\$493,164	\$405,232	526,278	\$33,114	Salary increase/EMS line
Municipal Court	163,257	135,462	578,710	\$415,453	\$410,000- assessments
Non-Departmental	846,954	494,261	820,430	\$26,524	
Public Works	879,171	640,372	825,199	\$53,972	
Police:					
Victim's Advocate	53,909	40,077	48,825	\$5,084	
Administration	545,882	415,395	569,969	\$24,087	Capital requests
Patrol	1,413,631	1,034,110	1,455,147	\$41,516	Vehicle Depreciation
Records	365,864	292,926	359,477	\$6,387	
Investigations	195,475	137,802	237,335	\$41,860	Move position from Patrol
Animal Control	54,580	41,349	51,171	\$3,409	
Building and Codes	279,115	212,141	275,206	\$3,909	
Fire:					
Administration	101,941	80,706	104,277	\$2,336	
Suppression	1,430,246	1,041,570	1,456,820	\$26,574	Salary/Vehicle Depreciation
EMS	282,550	155,279	276,360	\$6,190	
Recreation:					
Administration	222,804	167,791	249,699	\$26,895	Grant/Capital
Maintenance	381,857	292,829	382,647	\$790	
Athletics	222,495	158,211	219,732	\$2,763	
Seniors	50,285	36,056	66,802	\$16,517	PT to FT position
TOTAL EXPENDITURES	\$7,983,180	\$5,781,569	8,504,084	\$520,904	0.00



# CITY OF HANAHAN BUDGET FY 11-12 EXPENSE BREAKDOWN

## Expense Breakdown

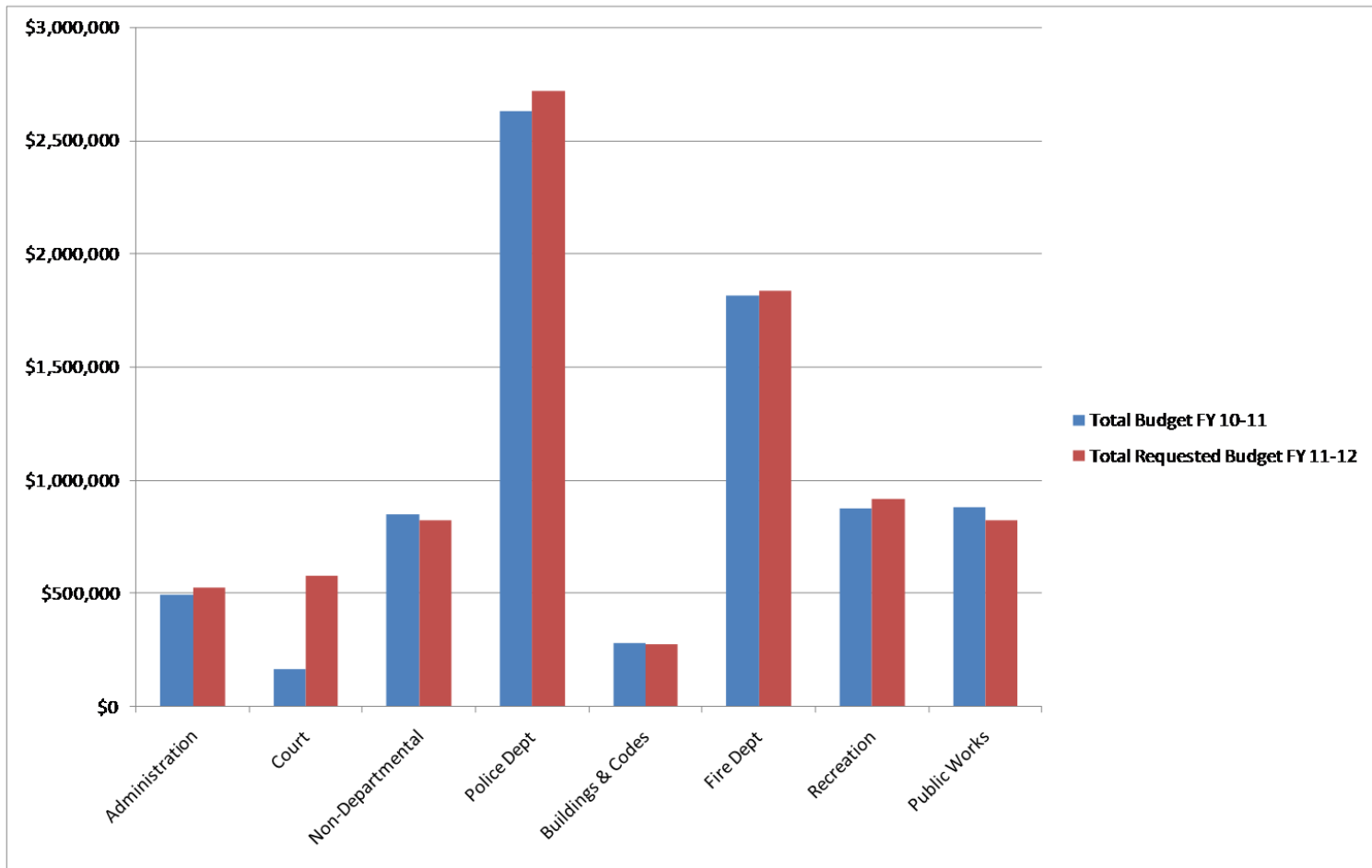
■ Payroll ■ Operating ■ Capital



Department	Payroll	Operating	Capital
Administration	\$378,800	\$147,478	\$0
Municipal Court	150,865	427,200	645
Non-Departmental	0	759,430	61,000
Public Works	618,299	201,850	5,050
PD Victim's Advocate	41,525	7,300	0
PD Administration	283,922	230,397	55,650
PD Patrol	1,114,020	341,127	0
PD Records	270,367	89,110	0
PD Investigations	205,285	32,050	0
PD Animal Control	42,705	8,466	0
Building and Codes	191,738	83,468	0
FD Administration	82,746	21,531	0
FD Suppression	1,225,439	221,381	10,000
FD EMS	253,810	22,550	0
Rec. Administration	119,523	123,511	6,665
Rec. Maintenance	251,871	117,231	13,545
Rec. Athletics	88,332	128,900	2,500
Rec. Seniors	32,452	31,850	2,500
<b>TOTAL</b>	<b>\$5,351,699</b>	<b>\$2,994,830</b>	<b>\$157,555</b>



## CITY OF HANAHAN 2 YEAR BUDGET COMPARISON



APPROPRIATIONS BY ACTIVITY

GENERAL FUND

FY 11-12

DEPARTMENT/ ACTIVITY	CURRENT	CURRENT	PROPOSED	PROPOSED	PAYROLL COST	OPERATING AND CONTINGENCY	CAPITAL OUTLAY	FY 11-12 TOTAL
	NUMBER OF F/T POSITIONS	NUMBER OF P/T POSITIONS	NUMBER OF F/T POSITIONS	NUMBER OF P/T POSITIONS				
Administration	6	0	6	0	\$378,800	\$147,478	\$0	\$526,278
Municipal Court	2.5	0	2.5	0	150,865	427,200	645	\$578,710
Non-Departmental	0	0	0	0	0	759,430	61,000	\$820,430
Public Works	16	2	15	3	618,299	201,850	5,050	\$825,199
Police:								
Victim's Advocate	1	0	1	0	41,525	7,300	0	\$48,825
Administration	4	0	4	0	283,922	230,397	55,650	\$569,969
Patrol	25	0	24	0	1,114,020	341,127	0	\$1,455,147
Records	5.5	3	5.5	3	270,367	89,110	0	\$359,477
Investigations	4	0	4	0	205,285	32,050	0	\$237,335
Animal Control	1	0	1	0	42,705	8,466	0	\$51,171
Building and Codes	4	0	4	0	191,738	83,468	0	\$275,206
Fire:								
Administration	2	0	2	0	82,746	21,531	0	\$104,277
***1 Frozen								
Suppression	30	0	30	0	1,225,439	221,381	10,000	\$1,456,820
EMS	5	0	5	0	253,810	22,550	0	\$276,360
Recreation:								
Administration	2	0	2	0	119,523	123,511	6,665	\$249,699
Maintenance	8	0	7	1	251,871	117,231	13,545	\$382,647
Athletics	1	2	1	10	88,332	128,900	2,500	\$219,732
Seniors	0	1	1	0	32,452	31,850	2,500	\$66,802
<b>TOTAL</b>	<b>117</b>	<b>8</b>	<b>115</b>	<b>17</b>	<b>\$5,351,699</b>	<b>\$2,994,830</b>	<b>\$157,555</b>	<b>\$8,504,084</b>

Note: Approximatley 63% of General Fund Expenditures are Payroll and Fringe

Note: Losing grant position in investigations, moving FT from 4 to 3, but moving vacant position in patrol to investigations making FT 25 to 24

Note: Adding 8 Camp Counselor salaried PT positions, previous years these positions were paid out of operating as contracted employees

CITY OF HANAHAN  
 BUDGET COMPARISONS FY 11-12  
 FLEET FUND REVENUES AND EXPENDITURES

	BUDGET FY 10-11	Actual 5/1/2011	BUDGET REQUESTS FY 11-12	CA'S	
				PROPOSED INCREASES	COUNCIL'S PROPOSED
				DECREASES	BUDGET
<b>Revenues:</b>					
Sub-total	\$637,062	\$327,067	\$683,403	\$46,341	\$683,403
Impact Fees	6,500	2,897	6,500	\$0	\$6,500
Grants	0	0	0	\$0	\$0
Transfers	265,000	0	155,680	\$115,520	\$149,480
<b>TOTAL REVENUES</b>	<b>\$908,562</b>	<b>\$329,964</b>	<b>\$845,583</b>	<b>\$69,179</b>	<b>\$839,383</b>

	BUDGET FY 10-11	Actual 5/1/2011	BUDGET REQUESTS FY 11-12	CA'S	
				PROPOSED INCREASES	COUNCIL'S PROPOSED
				DECREASES	BUDGET
<b>Expenditures:</b>					
Administration	\$8,486	\$1,195	\$10,428	\$1,942	\$10,428
Non-Departmental	280,500	259,550	175,500	\$105,000	175,500
Public Works	168,704	91,674	128,000	\$40,704	128,000
Police:					
Victim's Advocate	7,868	2,386	3,800	\$4,068	3,800
Administration	21,894	9,384	15,600	\$7,394	14,500
Patrol	224,822	95,888	300,627	\$73,305	298,127
Investigations	22,647	8,654	20,150	\$3,297	19,350
Animal Control	10,419	1,342	8,067	\$4,152	6,267
Building and Codes	15,638	3,273	14,818	\$820	14,818
Fire:					
Administration	6,381	2,045	7,181	\$800	7,181
Suppression	112,045	20,018	120,881	\$8,836	120,881
Recreation:					
Administration	7,916	1,590	9,700	\$1,784	9,700
Maintenance	21,242	6,798	30,831	\$9,589	30,831
<b>TOTAL EXPENDITURES</b>	<b>\$908,562</b>	<b>\$503,795</b>	<b>\$845,583</b>	<b>\$69,179</b>	<b>\$839,383</b>

**City of Hanahan: FY 11 - 12 Budget Revenue Report**

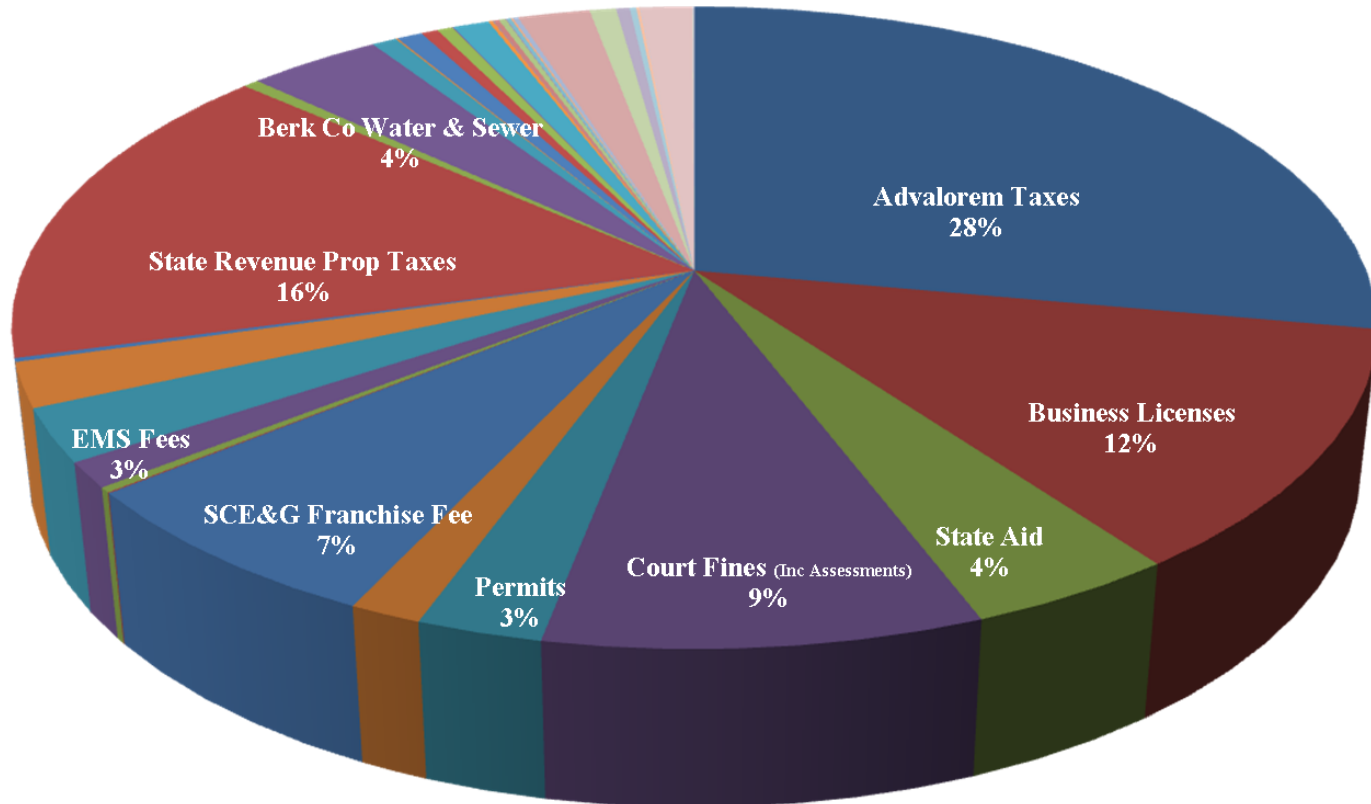
		History	History	History	History	Budget	Actual	Estimate	CA Proposed
		FY 07/08	FY 08/09	FY 09/10	5/10/10-6/30/10	FY 10/11	5/9/2011	FY 10-11	FY 11-12
10.3501.0000	Advalorem Taxes	1,867,338	1,901,738	2,210,031	0	2,240,000	2,119,928	2,200,000	2,200,000
10.3502.0000	Business Licenses	1,204,246	1,078,006	1,015,648	678,711	950,000	327,688	950,000	950,000
10.3503.0000	State Aid to Subdivision	435,680	416,036	354,008	81,970	301,233	247,652	301,233	335,000
10.3504.0000	Court Fines	332,675	230,559	274,870	41,313	285,000	218,089	285,000	695,000
10.3505.0000	Permits	333,292	211,140	227,868	44,903	200,000	110,328	175,000	200,000
10.3506.0000	Police Grants	37,351	29,586	111,601	68,833	135,500	123,207	135,500	115,078
10.3508.0000	Franchise- SCE&G	512,192	541,905	557,685	557,685	555,000	0	555,000	555,000
10.3509.0000	Animal Control Fees	2,700	3,350	2,250	345	3,000	3,045	3,390	3,350
10.3510.0000	Interest Earned	205,195	51,741	18,263	2,491	35,000	10,731	13,222	20,000
10.3511.0000	Delinquents	136,134	78,094	133,623	35,398	95,000	68,817	104,215	100,000
10.3513.0000	Berkeley County EMS	209,230	209,230	209,230	0	210,000	209,230	209,230	209,230
10.3514.0000	EMS Fees	61,361	136,767	163,322	56,907	130,000	124,450	181,357	175,000
10.3515.0000	Misc Revenues	23,585	6,442	62,704	1,730	20,000	9,195	10,925	15,000
10.3516.0000	State Revenue Property Tax Relief	1,366,658	1,251,907	1,214,504	189,189	1,250,000	842,079	1,242,080	1,250,000
10.3517.0000	Victim's Assistance	47,025	33,284	34,903	5,233	30,000	32,102	37,335	35,000
10.3518.0000	Berkeley County Water & Sewer	171,411	165,361	159,015	10,989	296,053	148,026	296,053	296,053
10.3519.0000	Berkeley County School District	55,000	55,000	55,000	55,000	55,000	0	55,000	55,000
10.3521.0000	Concessions	24,971	21,324	7,254	1,532	4,000	3,320	4,852	4,500
10.3522.0000	Youth Programs	48,106	46,187	57,357	10,336	55,000	54,708	65,044	56,500
10.3523.0000	Adult Programs	11,572	29,060	41,490	0	30,000	38,417	38,417	37,500A
10.3524.0000	Recreation Grants	110,450	0	18,156	13,124	0	34,000	34,000	35,000
10.3527.0000	Tree Bank	0	0	0	0	2,500	0	0	2,500
10.3528.0000	Youth Camp	74,371	67,548	65,116	37,025	75,000	46,247	83,272	80,000
10.3529.0000	Amphitheater	9,362	8,794	7,405	0	10,000	1,246	10,000	10,000
10.3533.0000	Explorer Cadet Program	0	1,606	1,874	0	300	0	2,809	1,000
10.3535.0000	Rents/Leases	13,150	13,150	13,150	0	13,150	13,150	13,150	13,150
10.3536.0000	Special Police Revenue	13,405	75,360	4,998	8,627	5,000	25,269	33,896	15,000
10.3537.0000	Code Violations Income	0	0	965	335	2,000	986	1,321	2,000
10.3539.0000	Seniors	0	0	6,501	1,934	5,000	9,442	11,376	10,000
10.3542.0000	Alcohol Beverage License	0	4,300	3,000	0	4,300	0	0	4,300
10.3551.0000	Merchants Inventory Tax	12,092	12,092	12,092	0	12,092	9,069	12,092	12,092
10.3552.0000	Franchise- Comast	141,784	144,333	154,813	38,881	150,000	120,214	160,000	160,000
10.3554.0000	911 Revenue	43,945	58,150	60,483	13,843	59,000	18,259	32,102	59,000
10.3557.0000	Knology Holdings, Inc	27,151	28,231	28,681	7,658	29,000	23,892	31,550	30,000
10.3559.0000	Berkeley Electric Co-op	8,541	10,238	12,940	0	12,000	14,369	14,369	14,500
10.3563.0000	Karts	13,380	10,020	10,192	2,632	7,500	5,640	7,500	7,500
10.3568.0000	Uniformed Services Memorial	75	1,236	300	0	1,000	0	0	1,000
10.3575.0000	Commissioner of Public works	101,441	137,222	106,165	38,150	140,000	64,405	102,555	115,000
NEW	Fire Grant								1,200
NEW	Facility Rental								3,500A
10.4020.9400	Transfer from Fund Balance	0	770,055	0	0	575,552	0	0	620131
		<b>7,654,869</b>	<b>7,839,052</b>	<b>7,417,457</b>	<b>2,004,774</b>	<b>7,983,180</b>	<b>5,077,200</b>	<b>7,412,845</b>	<b>8,504,084</b>

A- Facility Rental Fees used to be in Youth Programs and it is recommended that it has its own separate line





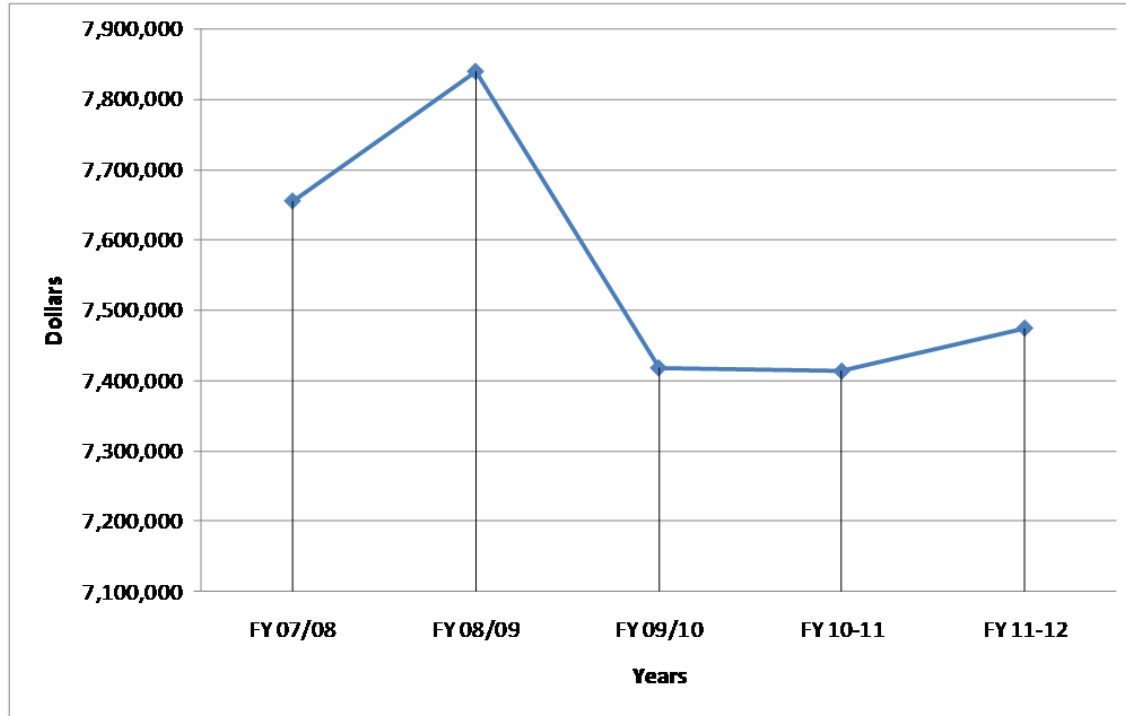
## CITY OF HANAHAN FY 11-12 BUDGET REVENUES



\*Revenue that makes up 2% or less of the revenue budget is not identified on this graph



# CITY OF HANAHAN 5 YEAR REVENUE COMPARISON



History	History	History	Estimate	CA Proposed
FY 07/08	FY 08/09	FY 09/10	FY 10-11	FY 11-12
7,654,869	7,839,052	7,417,457	7,412,845	7,473,953

NOTE: Transfer from fund balance and assessments are not included in FY 11-12 Revenues for comparison pur-

CITY OF HANAHAN  
 BUDGET SUMMARY FY 11-12  
 CAPITAL PROJECTS REVENUES AND EXPENDITURES

	<b>Revenues:</b>		CA'S	CA'S	COUNCIL'S PROPOSED BUDGET
	BUDGET	As Of	BUDGET	PROPOSED	
	FY 10-11	5/1/2011	REQUESTS FY 11-12	INCREASES DECREASES	
CAPITAL PROJECTS:					
Revenues:					
Impact Fees	\$105,000	\$242,871	\$175,000	\$70,000	
Interest	7,000	1,272	7,000	\$0	
Capital Grant Revenue	0	0	350,000	\$350,000	
Transfer from CFB	0	0	0	\$0	
TIF Revenue	270,000	247,522	367,000	\$97,000	
Transfer from TIF FB	0	0	150,000	\$150,000	
<b>TOTAL REVENUES</b>	<b>\$382,000</b>	<b>\$491,665</b>	<b>\$1,049,000</b>	<b>\$667,000</b>	<b>\$0</b>

	<b>Expenditures:</b>		CA'S	CA'S	COUNCIL'S PROPOSED BUDGET
	BUDGET	As Of	BUDGET	PROPOSED	
	FY 10-11	5/1/2011	REQUESTS FY 11-12	INCREASES DECREASES	
Fire Department	\$0	\$0	\$0	\$0	
Recreation & Parks	0	0	0	\$0	
Fire Truck Principal	74,707	69,389	77,515	\$2,808	
Fire Truck Interest	25,663	30,978	22,853	\$2,810	
TIF Bond Principal	111,955	111,954	116,552	\$4,597	
TIP Bond Interest	48,877	47,363	42,706	\$6,171	
Contingency	120,798	5,000	289,374	\$168,576	
TIF Capital Expenditures	0	0	0	\$0	
North Rhett Intersection	0	0	0	\$0	
Capital Grant Expenditures	0	0	500,000	\$500,000	
<b>TOTAL EXPENDITURES</b>	<b>\$382,000</b>	<b>\$264,684</b>	<b>\$1,049,000</b>	<b>\$667,000</b>	<b>\$0</b>